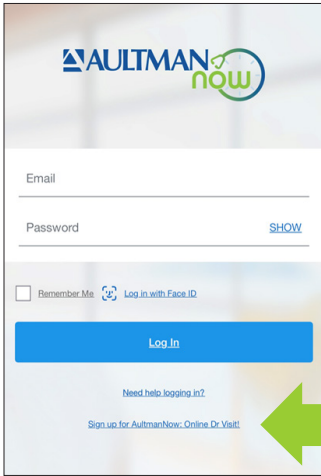


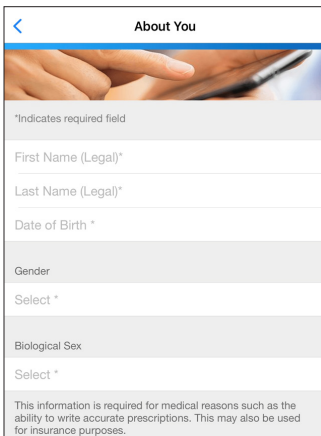
# How to Register for an AultmanNow Account



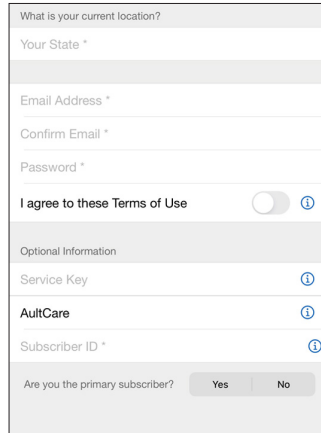
To get started using AultmanNow as our telehealth provider, download the mobile app. Then, follow the instructions below to register for an account.



1. Once you have downloaded it, open the mobile app and select **Sign up for AultmanNow: Online Dr Visit!**




2. Input your legal first name, last name, date of birth, gender and biological sex.




3. Denote your state for your current location.
4. Input and confirm your email address.
5. Input your password and agree to the Terms of Use.
6. To accurately show your costs, include the following information:
  - Service key (if applicable)
  - Select AultCare as your insurance
  - Subscriber ID number
7. Select **Continue**.

*Subscriber ID is the member ID number on the member ID card. The primary subscriber is the person whose name is listed on the member ID card.*

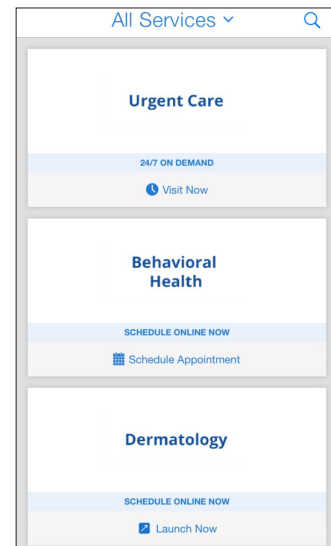


Sample member ID card



8. If you submit your health insurance information, AultmanNow will automatically confirm your health insurance information.

*Insurance may cover all or part of your visit. Incorrect insurance information may result in you being charged the full cost of the visit.*



9. Once complete, you will be able to access the AultmanNow services.

